

N Scale Vehicle Association

"For the modeler and collector of 1:160 scale vehicles and equipment"

Easy 'N' Inexpensive
ways to make a 28-foot pup trailer from a
Con-Cor 40-foot or 45-foot trailer

Steps for making pups from Con-Cor semi-trailers

Cut trailer body and roof to length (28 scale feet)

Extend height with 0.04 X 0.06 Evergreen styrene strip for a 13' 6" trailer

"Wrap" trailer sides and front with 0.005 Evergreen styrene sheet

"Fill" grooves on trailer sill with Evergreen styrene 0.02 rod (optional)

Fabricate roll-up door from Evergreen scribed siding with 0.08 spacing

Rebuild or replace stock bogie for single axle trailers (three options)

Mud flaps from Evergreen styrene strips (0.03 X 0.03 and 0.01 X 0.156)

Replace wheels and axle with Atlas LNT-9000 wheels (optional) or replace bogie with modified Deluxe Innovations RoadRailer bogie (optional)

Paint wheel centers with acrylic paint



Spray tires and wheels with flat finish

Relocate landing gear forward

Paint and decal

Selective weathering with powdered Tempera paints

Con-Cor Pup Trailer (under construction)




Con-Cor Pup Trailer (under construction)

0.040 by 0.060
Evergreen Styrene
strip to create a
13' 6" trailer

Mud flaps from
Evergreen Styrene

0.020 Evergreen
Styrene rod

Trailer ready to be
"wrapped" with 0.005
Evergreen styrene sheet




Con-Cor Pup Trailer



A finished trailer

Pup bogies from DeLuxe Innovations RoadRailer bogies



Single axle bogies can be made from DeLuxe Innovations RoadRailer bogies.
These are available from DeLuxe Innovations in 2-packs or in bulk.

Note: The tri-axle bogie was inspired by Tim Horton's article in N-Scale Magazine, the left over single axle bogie turned out to be an unexpected bonus!

Challenges

Deciding whether or not to upgrade the trailer wheels.